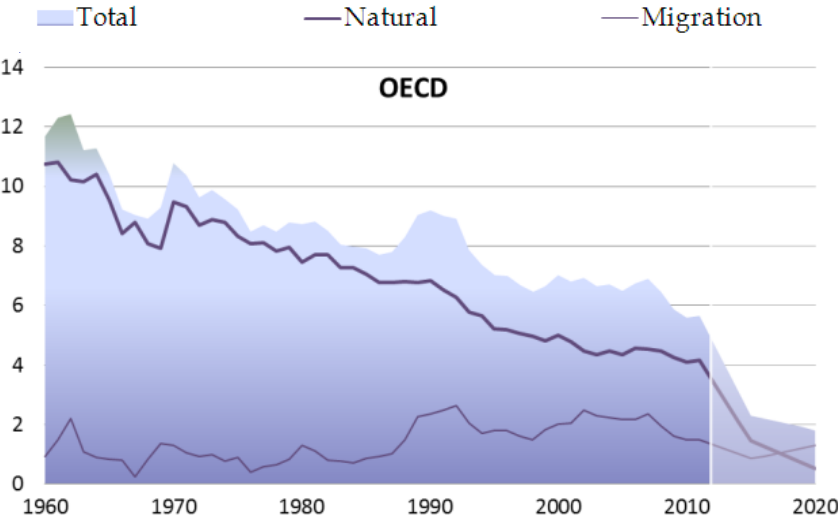


Immigration and the labor markets

The following documents are here to give you some stylized facts to help you think about the subject. But you can treat the subject freely and you may or may not refer to the documents in your presentation.

Document 1

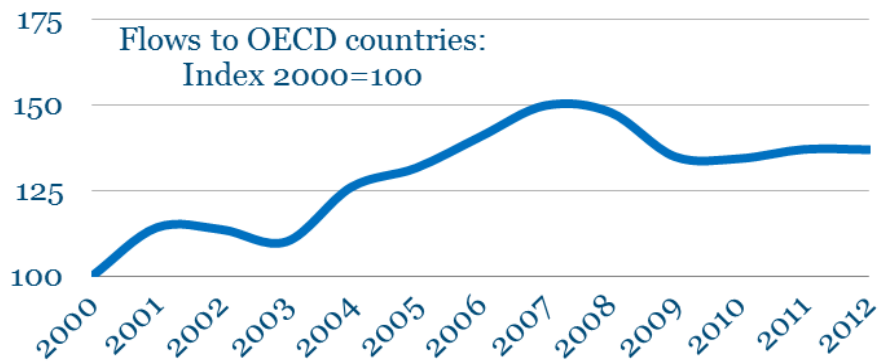
Components of total population growth in OECD countries, 1960-2020, per thousand inhabitants



Source: OECD Population and Vital Statistics database.

Document 2

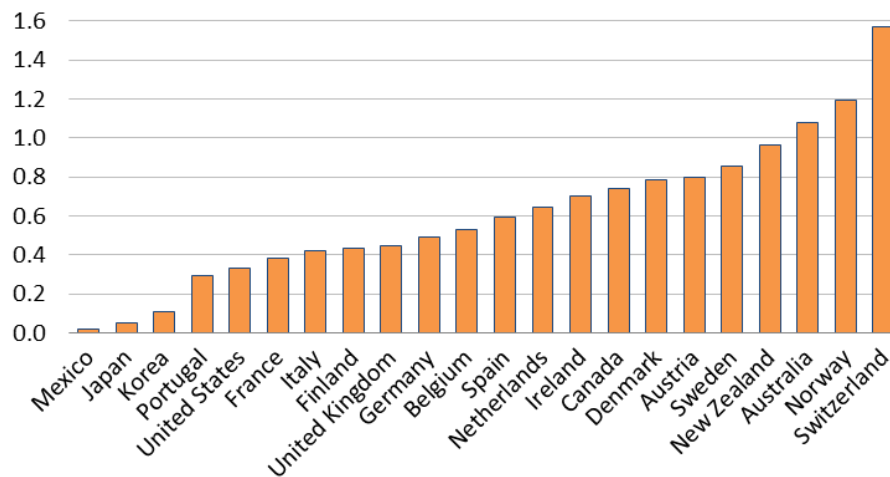
Migration flows to the OECD area, 2000-2012



Source: OECD International Migration database.

Document 3

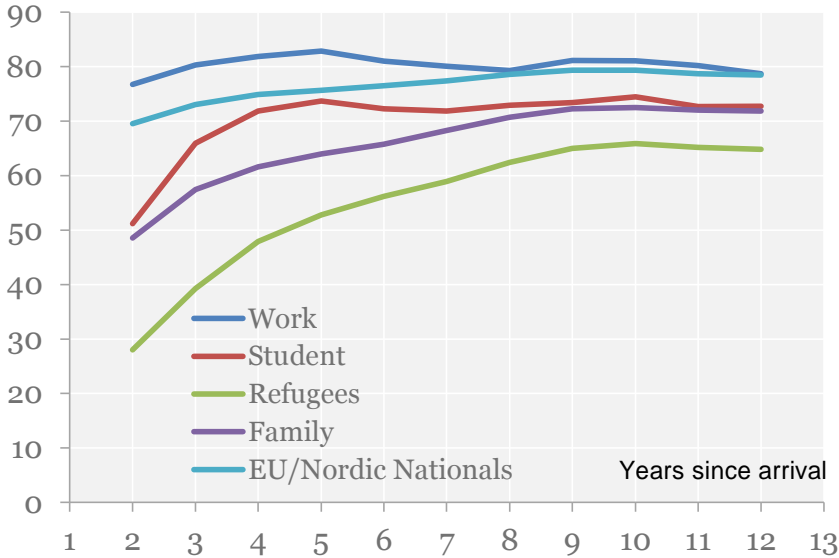
Permanent migration flows as a percentage of the population, 2012



Source: OECD International Migration database.

Document 4

Percentage of employed, by duration of residence in Sweden, Men, cohort arriving 1997-99



Source : Source: Swedish Public Employment Service (Arbetsformedlingen)

Document 5

Years of education for immigrants with *foreign qualifications* compared with the native-born, by years of residence (ysm)

